

Butterfly monitoring report

Eddie Wu

2025-11-12

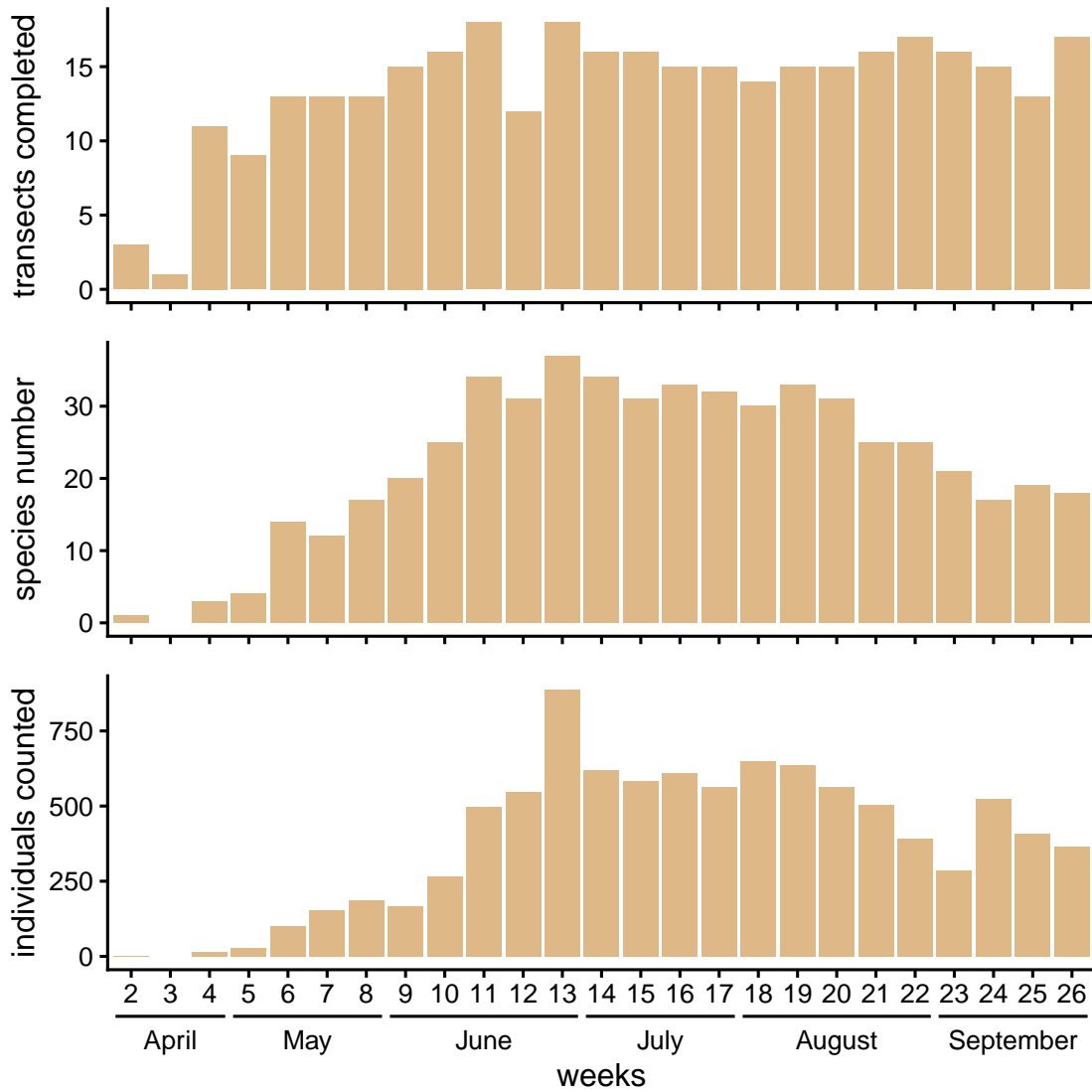
Contents

1	2025 Butterfly Monitoring Summary	2
2	Transect-specific Monitoring Results	4
2.1	Buckshot Lake	5
2.2	Canatara	6
2.3	German Mills	7
2.4	Guildwood	8
2.5	Hazel Bird	9
2.6	Heber Down	10
2.7	Hillcrest	11
2.8	Hullett	12
2.9	Lakehurst	13
2.10	MacGregor Point	14
2.11	North Maple	15
2.12	Pearce Park	16
2.13	Peter Huffman Trail	17
2.14	Pleasantview	18
2.15	Roger's Tract	19
2.16	Sun Valley	20
2.17	Trent South Drumlin	21
2.18	Windy Ridge	22
3	Species-specific table	23

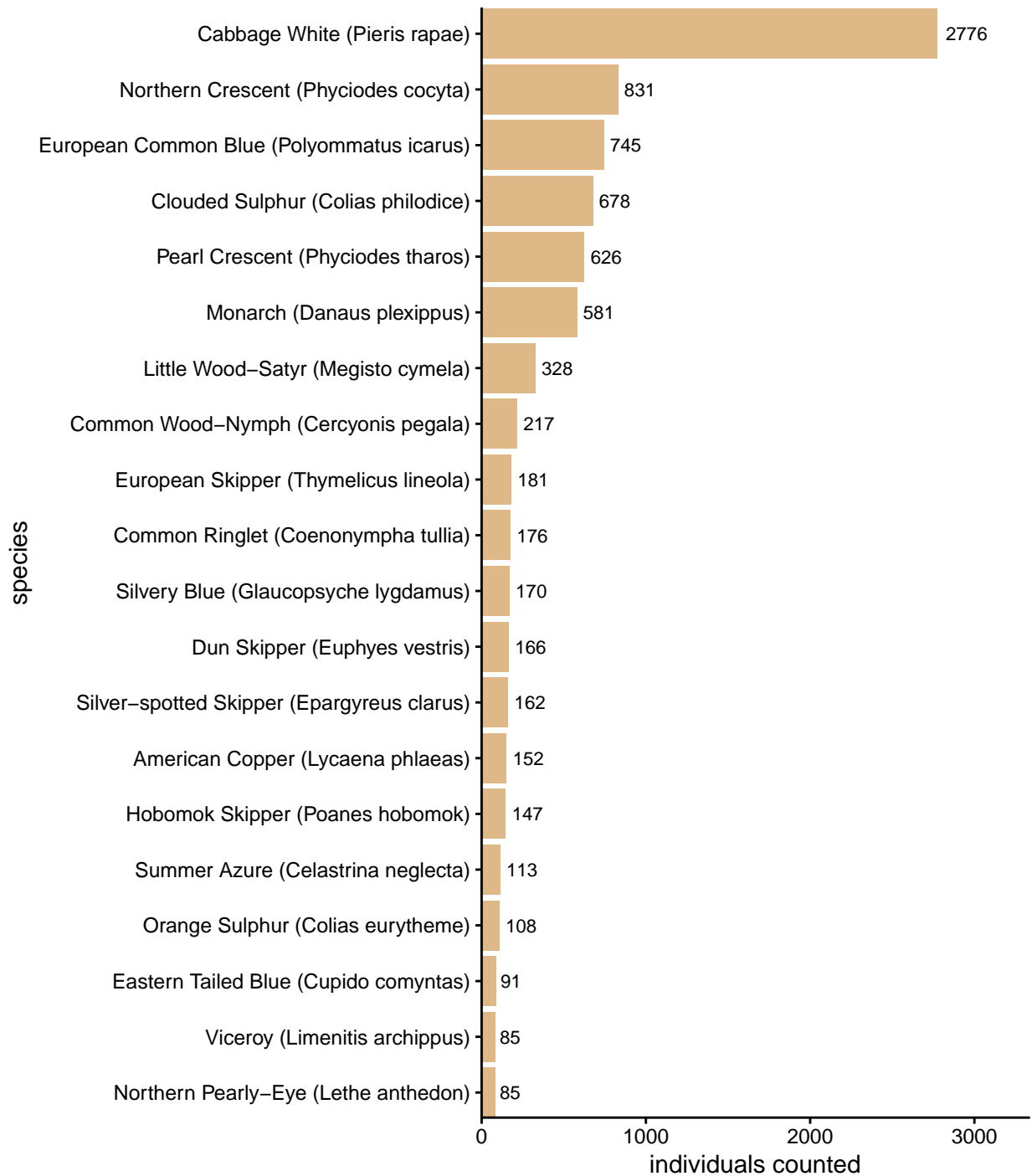
1 2025 Butterfly Monitoring Summary

In 2025,

- we have completed 342 transects.
- we have found 68 butterfly species.
- we have counted 10,431 individuals.

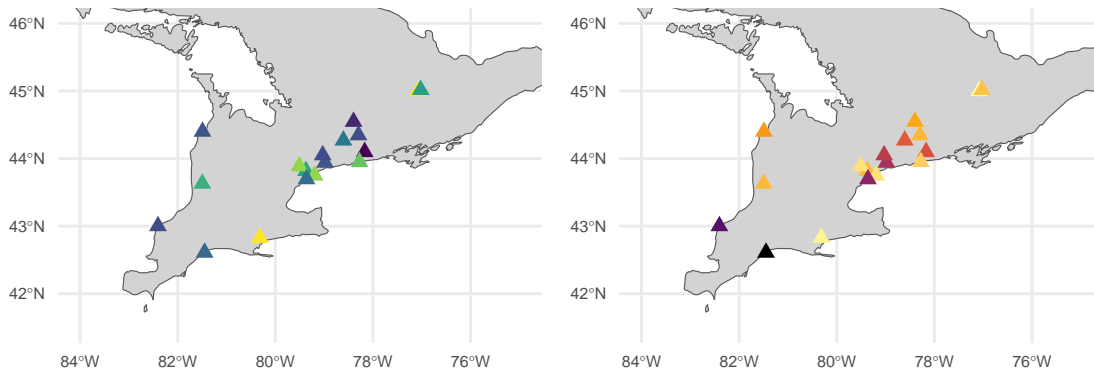
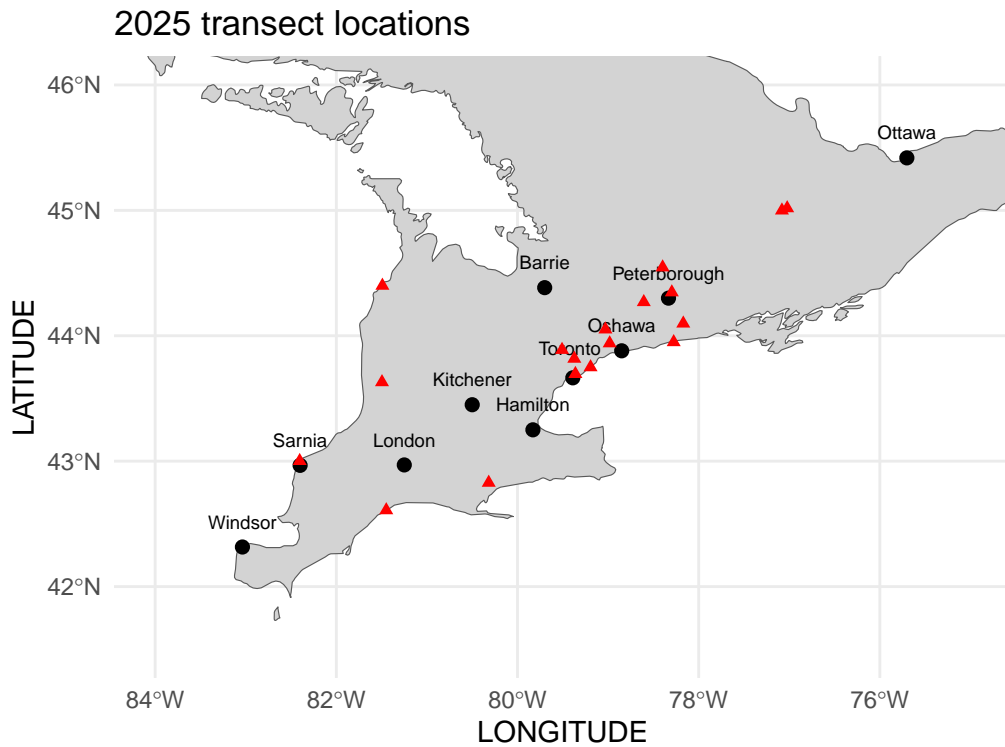


In 2025, the top twenty species we found across all transects are:



2 Transect-specific Monitoring Results

In 2025, we have 18 transects across the province of Ontario.



Number of species



10 20 30

Number of individuals counted



400 800 1200 1600

2.1 Buckshot Lake

This transect is 0.93 km in length.

Total number of individuals counted: 90

Total number of species identified: 8

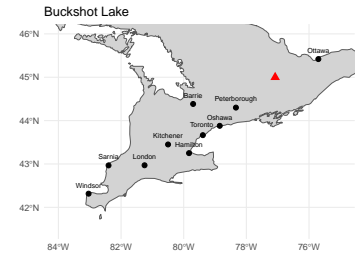
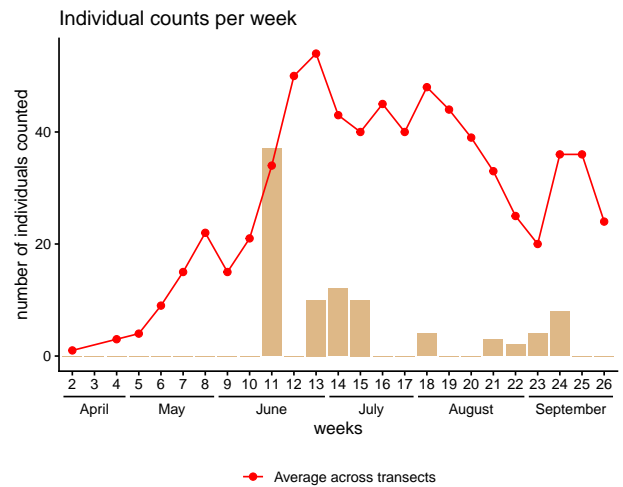
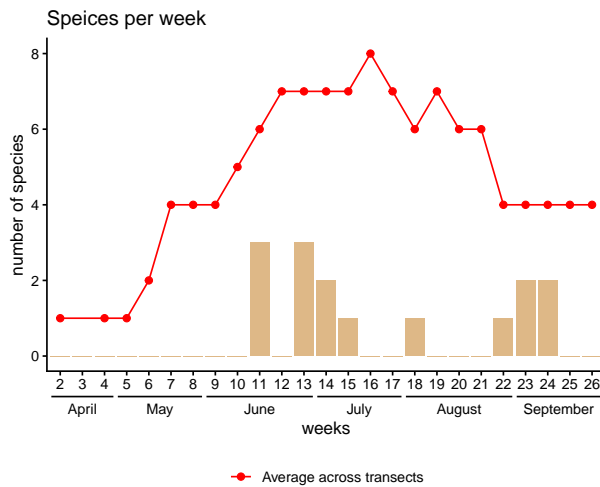


Table 1: Top 10 Butterfly Species at Buckshot Lake

Species	Total count
Cabbage White (<i>Pieris rapae</i>)	12
Eastern Pine Elfin (<i>Callophrys niphon</i>)	8
Clouded Sulphur (<i>Colias philodice</i>)	6
White Admiral (<i>Limenitis arthemis arthemis</i>)	5
Little Wood-Satyr (<i>Megisto cymela</i>)	2
Silver-bordered Fritillary (<i>Boloria selene</i>)	1
Monarch (<i>Danaus plexippus</i>)	1
Silvery Blue (<i>Glaucopsyche lygdamus</i>)	1



2.2 Canatara

This transect is 1.52 km in length.

Total number of individuals counted: 1301

Total number of species identified: 31

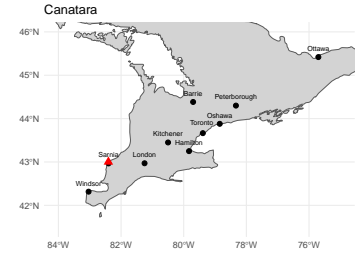
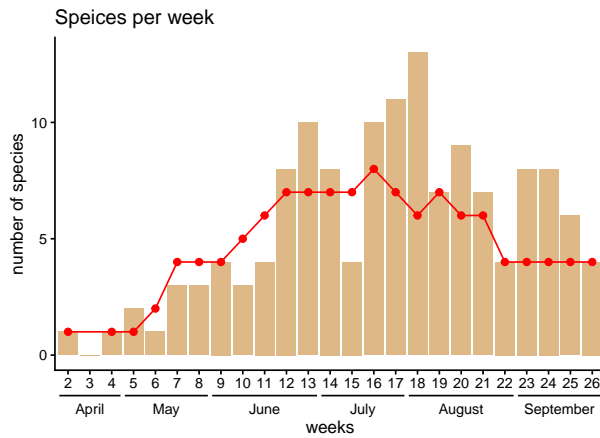
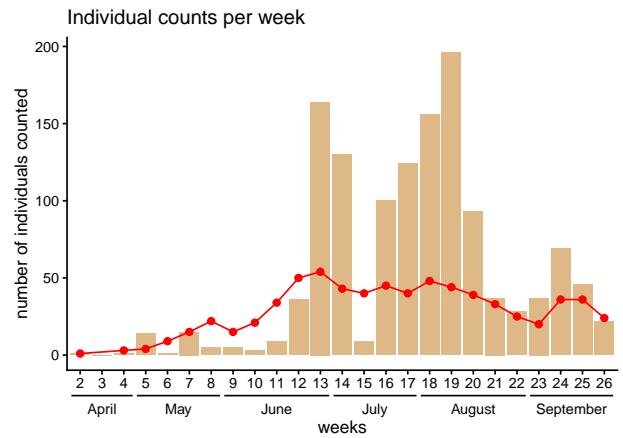


Table 2: Top 10 Butterfly Species at Canatara

Species	Total count
Cabbage White (<i>Pieris rapae</i>)	935
Little Wood-Satyr (<i>Megisto cymela</i>)	45
European Skipper (<i>Thymelicus lineola</i>)	43
Silver-spotted Skipper (<i>Epargyreus clarus</i>)	33
Northern Crescent (<i>Phyciodes cocyta</i>)	33
Common Checkered Skipper (<i>Pyrgus communis</i>)	25
Monarch (<i>Danaus plexippus</i>)	21
Hobomok Skipper (<i>Poanes hobomok</i>)	15
Wild Indigo Duskywing (<i>Erynnis baptisiae</i>)	13
Summer Azure (<i>Celastrina neglecta</i>)	12



—●— Average across transects



—●— Average across transects

2.3 German Mills

This transect is 0.91 km in length.

Total number of individuals counted: 346

Total number of species identified: 20

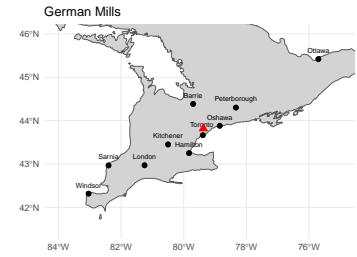
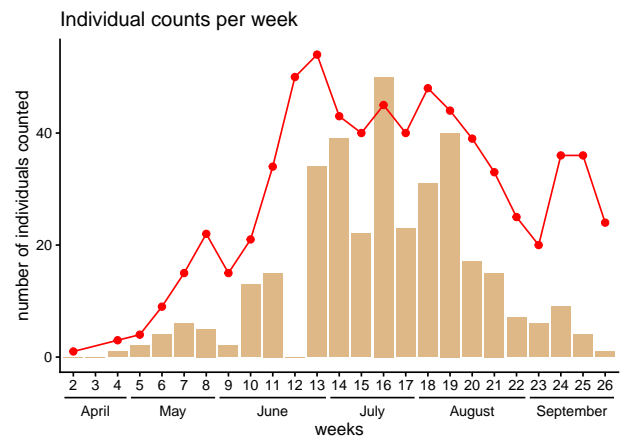
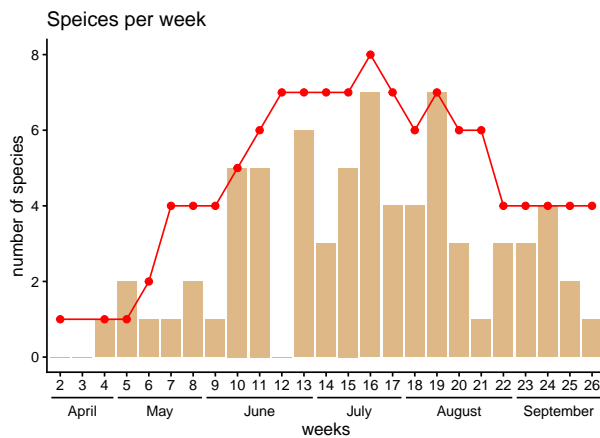


Table 3: Top 10 Butterfly Species at German Mills

Species	Total count
Cabbage White (<i>Pieris rapae</i>)	233
European Common Blue (<i>Polyommatus icarus</i>)	24
Little Wood-Satyr (<i>Megisto cymela</i>)	18
Wild Indigo Duskywing (<i>Erynnis baptisiae</i>)	12
Monarch (<i>Danaus plexippus</i>)	11
Hobomok Skipper (<i>Poanes hobomok</i>)	10
Silver-spotted Skipper (<i>Epargyreus clarus</i>)	8
Peck's Skipper (<i>Polites peckius</i>)	6
European Skipper (<i>Thymelicus lineola</i>)	5
Least Skipper (<i>Ancyloxypha numitor</i>)	4



—●— Average across transects

—●— Average across transects

2.4 Guildwood

This transect is 0.8 km in length.

Total number of individuals counted: 198

Total number of species identified: 13

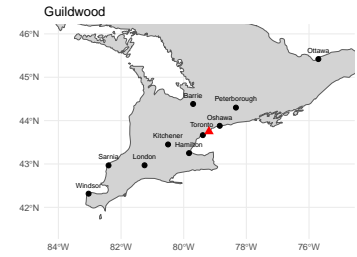
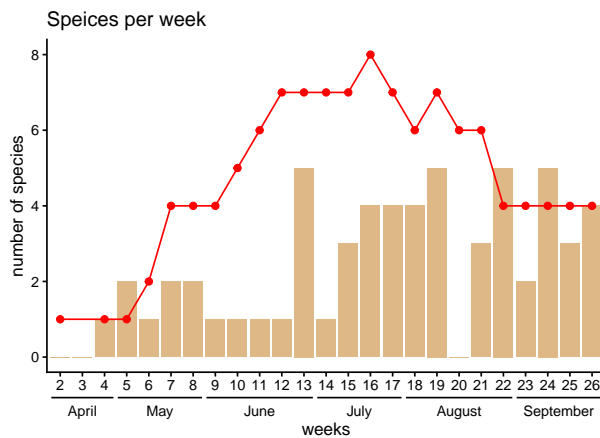
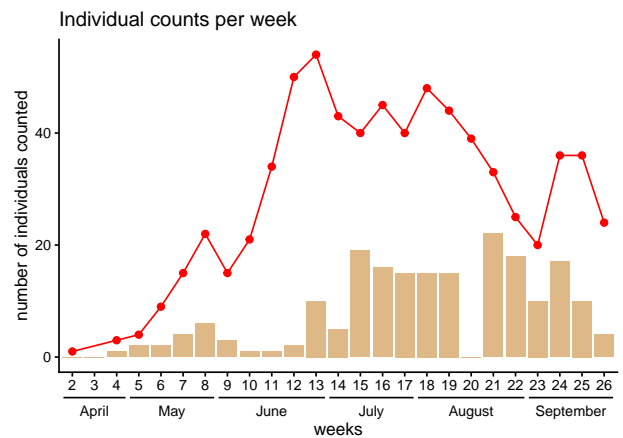


Table 4: Top 10 Butterfly Species at Guildwood

Species	Total count
Cabbage White (<i>Pieris rapae</i>)	84
Monarch (<i>Danaus plexippus</i>)	39
Peck's Skipper (<i>Polites peckius</i>)	22
European Common Blue (<i>Polyommatus icarus</i>)	12
Clouded Sulphur (<i>Colias philodice</i>)	7
Silver-spotted Skipper (<i>Epargyreus clarus</i>)	7
Eastern Tailed Blue (<i>Cupido comyntas</i>)	3
Wild Indigo Duskywing (<i>Erynnis baptisiae</i>)	3
Black Swallowtail (<i>Papilio polyxenes</i>)	3
Northern Azure (<i>Celastrina lucia</i>)	1



—●— Average across transects



—●— Average across transects

2.5 Hazel Bird

This transect is 2.72 km in length.

Total number of individuals counted: 746

Total number of species identified: 38

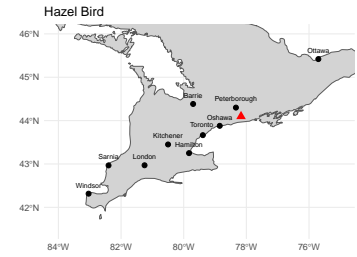
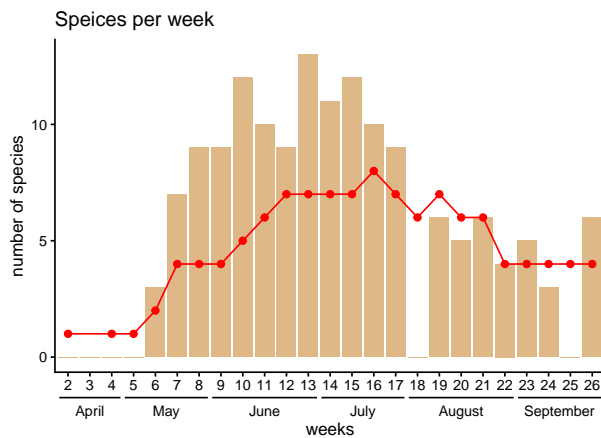
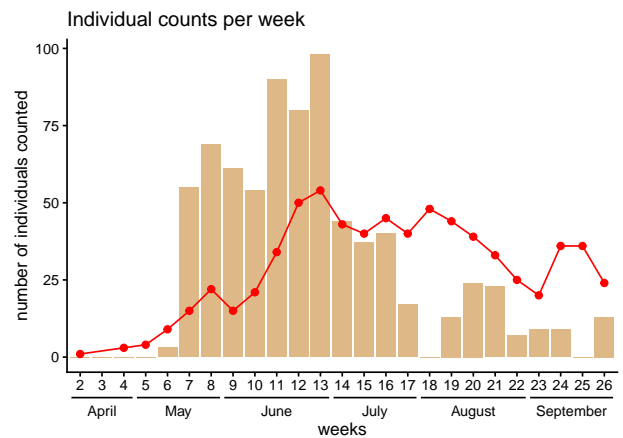


Table 5: Top 10 Butterfly Species at Hazel Bird

Species	Total count
American Copper (<i>Lycaena phlaeas</i>)	152
Little Wood-Satyr (<i>Megisto cymela</i>)	68
Clouded Sulphur (<i>Colias philodice</i>)	66
Juvenal's Duskywing (<i>Erynnis juvenalis</i>)	49
European Skipper (<i>Thymelicus lineola</i>)	45
Common Ringlet (<i>Coenonympha tullia</i>)	30
Eastern Pine Elfin (<i>Callophrys niphon</i>)	29
Hobomok Skipper (<i>Poanes hobomok</i>)	24
Pearl Crescent (<i>Phyciodes tharos</i>)	17
Common Wood-Nymph (<i>Cercyonis pegala</i>)	16



—●— Average across transects



—●— Average across transects

2.6 Heber Down

This transect is 1.56 km in length.

Total number of individuals counted: 963

Total number of species identified: 30

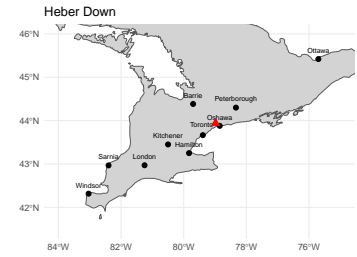
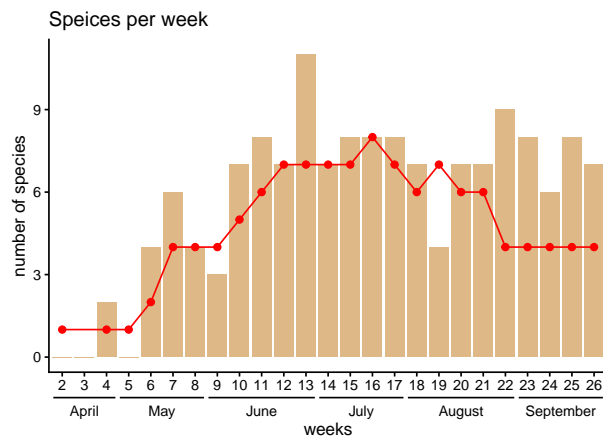
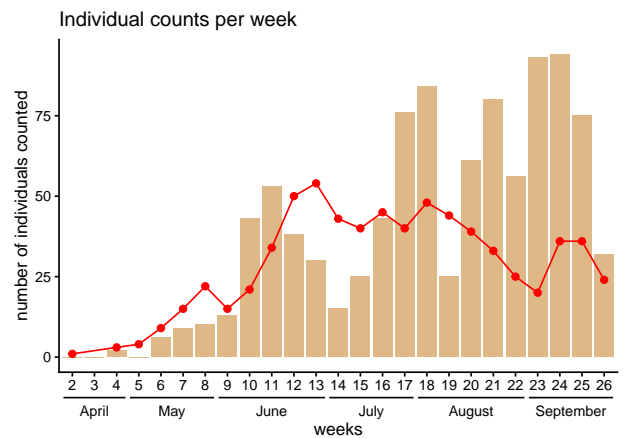


Table 6: Top 10 Butterfly Species at Heber Down

Species	Total count
European Common Blue (<i>Polyommatus icarus</i>)	520
Eastern Tailed Blue (<i>Cupido comyntas</i>)	51
Clouded Sulphur (<i>Colias philodice</i>)	46
Cabbage White (<i>Pieris rapae</i>)	42
Northern Crescent (<i>Phyciodes cocyta</i>)	39
Pearl Crescent (<i>Phyciodes tharos</i>)	35
Common Ringlet (<i>Coenonympha tullia</i>)	31
Silvery Blue (<i>Glaucopsyche lygdamus</i>)	26
Northern Pearly-Eye (<i>Lethe anthedon</i>)	24
Monarch (<i>Danaus plexippus</i>)	21



— Average across transects



— Average across transects

2.7 Hillcrest

This transect is 1.13 km in length.

Total number of individuals counted: 130

Total number of species identified: 8

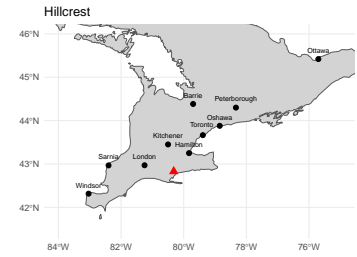
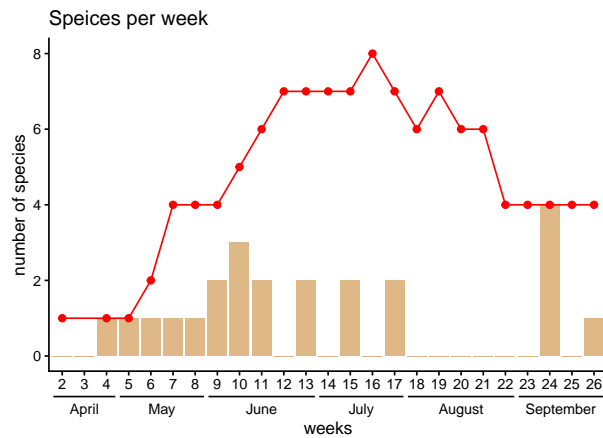
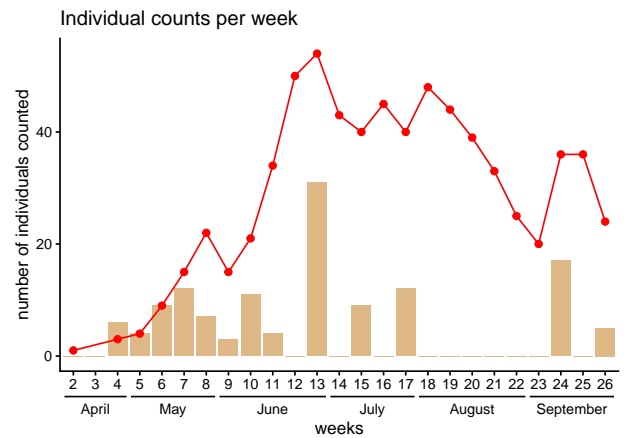


Table 7: Top 10 Butterfly Species at Hillcrest

Species	Total count
Cabbage White (<i>Pieris rapae</i>)	83
Common Wood-Nymph (<i>Cercyonis pegala</i>)	7
Common Ringlet (<i>Coenonympha tullia</i>)	7
Monarch (<i>Danaus plexippus</i>)	6
Clouded Sulphur (<i>Colias philodice</i>)	4
Juvenal's Duskywing (<i>Erynnis juvenalis</i>)	1
Black Swallowtail (<i>Papilio polyxenes</i>)	1
Northern Crescent (<i>Phyciodes cocyta</i>)	1



— Average across transects



— Average across transects

2.8 Hullett

This transect is 2.17 km in length.

Total number of individuals counted: 339

Total number of species identified: 19

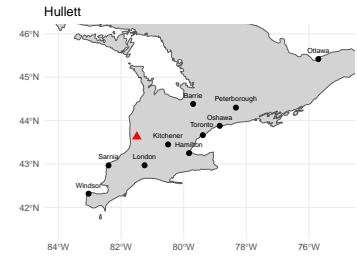
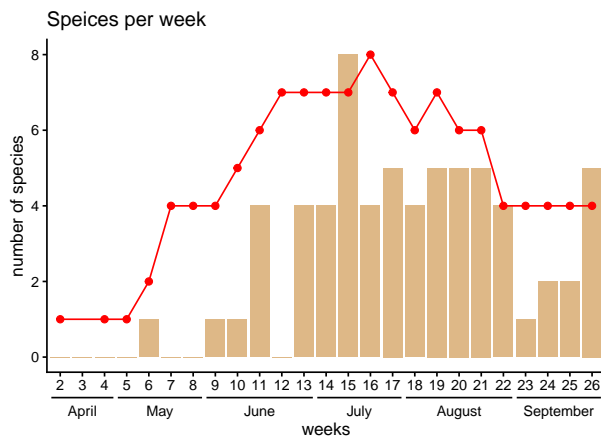
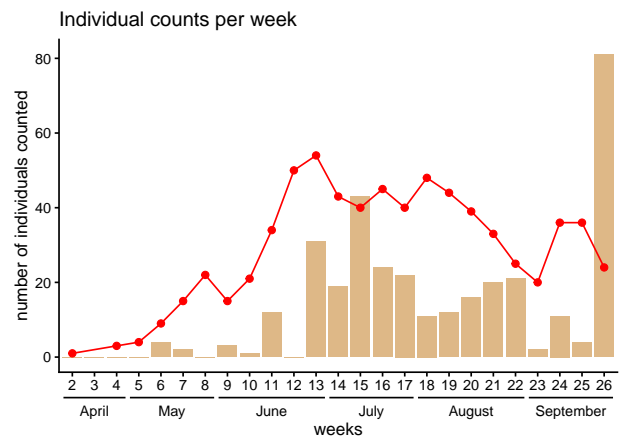


Table 8: Top 10 Butterfly Species at Hullett

Species	Total count
Clouded Sulphur (<i>Colias philodice</i>)	108
Common Wood-Nymph (<i>Cercyonis pegala</i>)	65
Northern Crescent (<i>Phyciodes cocyta</i>)	50
Cabbage White (<i>Pieris rapae</i>)	28
Little Wood-Satyr (<i>Megisto cymela</i>)	16
Great Spangled Fritillary (<i>Speyeria cybele</i>)	16
Northern Pearly-Eye (<i>Lethe anhedon</i>)	7
Orange Sulphur (<i>Colias eurytheme</i>)	5
Midsummer Tiger Swallowtail (<i>Papilio solstitius</i>)	4
Spicebush Swallowtail (<i>Papilio troilus</i>)	3



— Average across transects



— Average across transects

2.9 Lakehurst

This transect is 1.5 km in length.

Total number of individuals counted: 401

Total number of species identified: 35

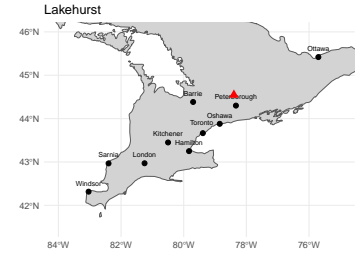
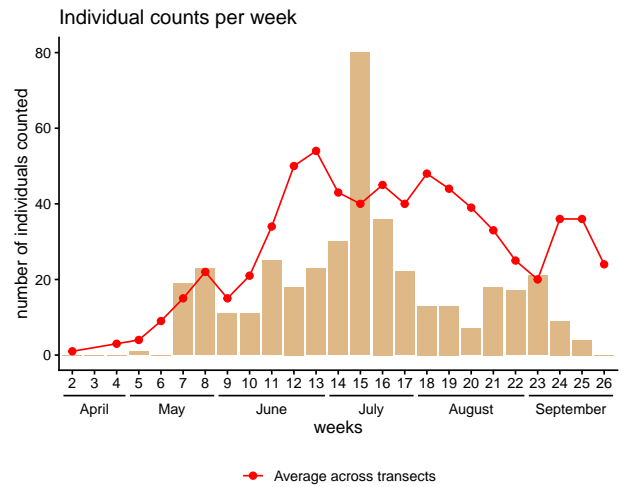
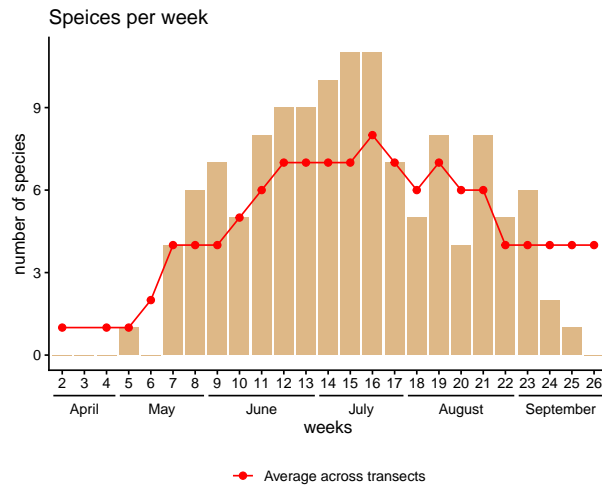


Table 9: Top 10 Butterfly Species at Lakehurst

Species	Total count
Pearl Crescent (<i>Phyciodes tharos</i>)	122
Dun Skipper (<i>Euphyes vestris</i>)	38
European Skipper (<i>Thymelicus lineola</i>)	19
Cabbage White (<i>Pieris rapae</i>)	16
Northern Crescent (<i>Phyciodes cocyta</i>)	14
Common Ringlet (<i>Coenonympha tullia</i>)	13
Little Wood-Satyr (<i>Megisto cymela</i>)	11
Northern Broken-Dash (<i>Wallengrenia egeremet</i>)	11
Mustard White (<i>Pieris oleracea</i>)	9
Clouded Sulphur (<i>Colias philodice</i>)	8



2.10 MacGregor Point

This transect is 1.71 km in length.

Total number of individuals counted: 459

Total number of species identified: 30

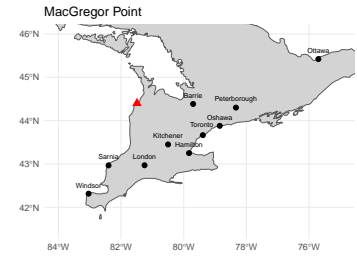
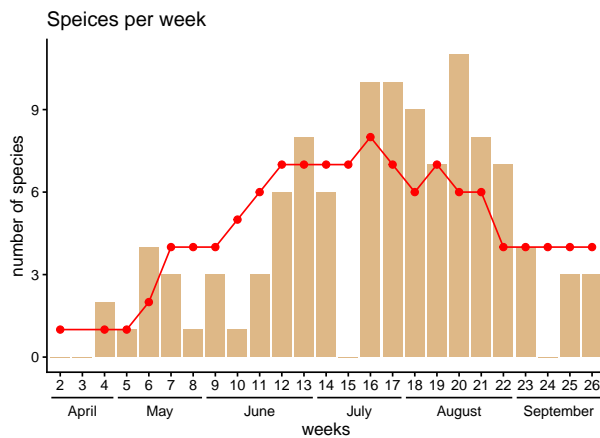
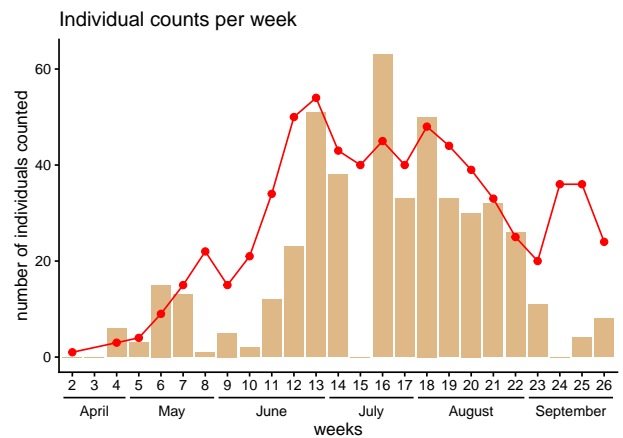


Table 10: Top 10 Butterfly Species at MacGregor Point

Species	Total count
Northern Crescent (<i>Phyciodes cocyta</i>)	58
Cabbage White (<i>Pieris rapae</i>)	43
Monarch (<i>Danaus plexippus</i>)	40
Appalachian Brown (<i>Lethe appalachia</i>)	39
Summer Azure (<i>Celastrina neglecta</i>)	32
Northern Azure (<i>Celastrina lucia</i>)	24
Mourning Cloak (<i>Nymphalis antiopa</i>)	18
Little Wood-Satyr (<i>Megisto cymela</i>)	15
Viceroy (<i>Limenitis archippus</i>)	13
Hobomok Skipper (<i>Poanes hobomok</i>)	12



— Average across transects



— Average across transects

2.11 North Maple

This transect is 2.76 km in length.

Total number of individuals counted: 196

Total number of species identified: 13

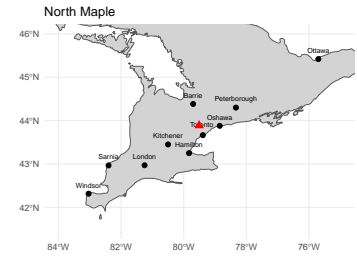
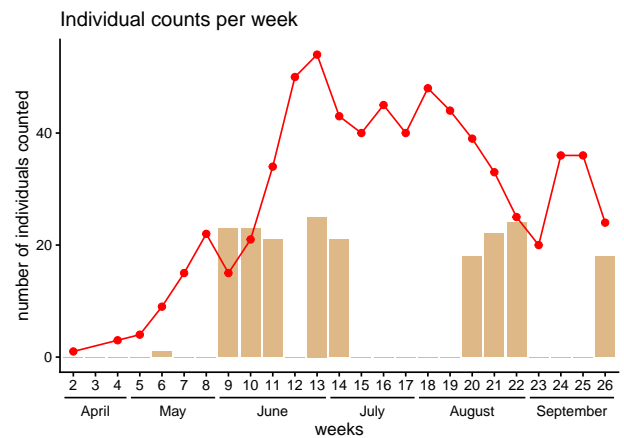
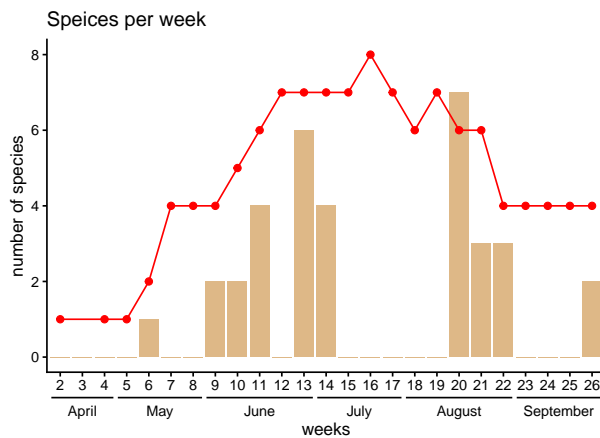


Table 11: Top 10 Butterfly Species at North Maple

Species	Total count
Cabbage White (<i>Pieris rapae</i>)	33
European Common Blue (<i>Polyommatus icarus</i>)	31
Northern Crescent (<i>Phyciodes cocyta</i>)	14
European Skipper (<i>Thymelicus lineola</i>)	12
Mustard White (<i>Pieris oleracea</i>)	4
Common Ringlet (<i>Coenonympha tullia</i>)	3
Eastern Tailed Blue (<i>Cupido comyntas</i>)	3
Hobomok Skipper (<i>Poanes hobomok</i>)	3
Summer Azure (<i>Celastrina neglecta</i>)	2
Northern Pearly-Eye (<i>Lethe anhedon</i>)	2



— Average across transects

— Average across transects

2.12 Pearce Park

This transect is 1.61 km in length.

Total number of individuals counted: 1690

Total number of species identified: 28

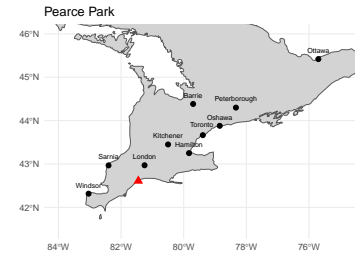
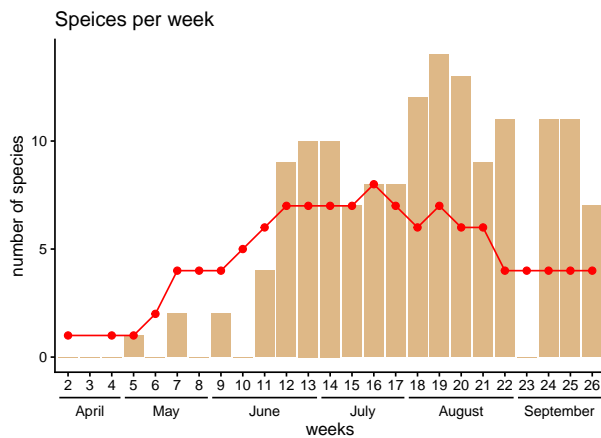
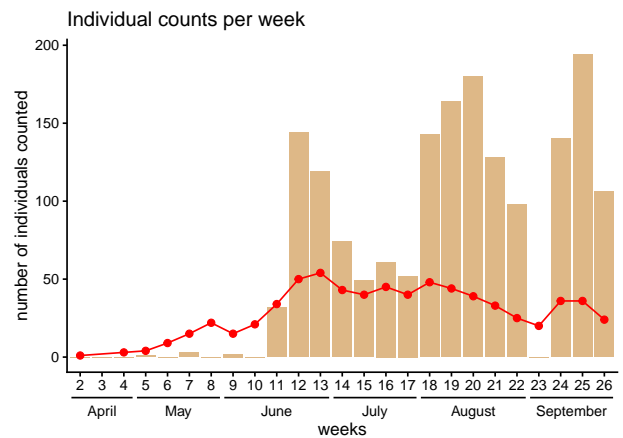


Table 12: Top 10 Butterfly Species at Pearce Park

Species	Total count
Cabbage White (<i>Pieris rapae</i>)	340
Pearl Crescent (<i>Phyciodes tharos</i>)	328
Northern Crescent (<i>Phyciodes cocyta</i>)	270
Monarch (<i>Danaus plexippus</i>)	203
Clouded Sulphur (<i>Colias philodice</i>)	161
Orange Sulphur (<i>Colias eurytheme</i>)	84
Common Wood-Nymph (<i>Cercyonis pegala</i>)	64
Summer Azure (<i>Celastrina neglecta</i>)	60
Viceroy (<i>Limenitis archippus</i>)	48
Silver-spotted Skipper (<i>Epargyreus clarus</i>)	32



● Average across transects



● Average across transects

2.13 Peter Huffman Trail

This transect is 1.78 km in length.

Total number of individuals counted: 261

Total number of species identified: 16

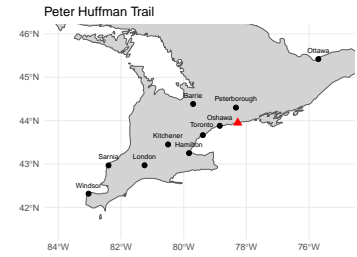
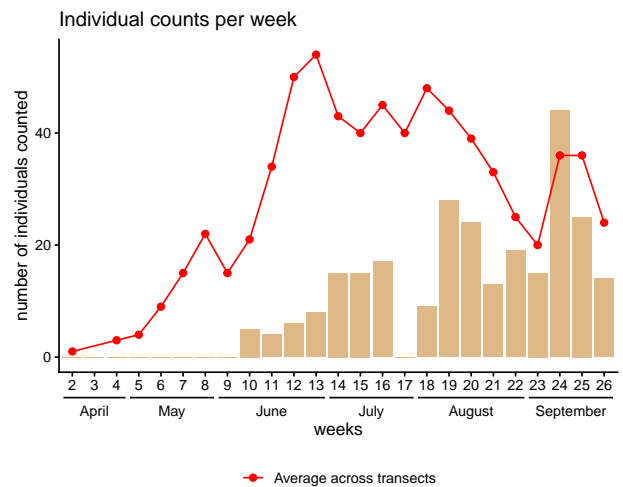
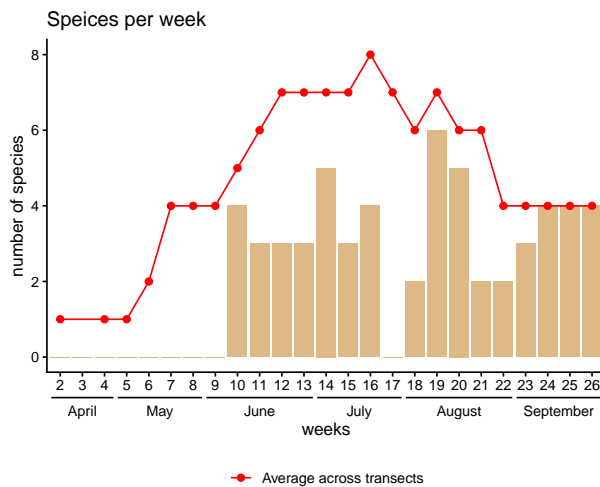


Table 13: Top 10 Butterfly Species at Peter Huffman Trail

Species	Total count
Cabbage White (<i>Pieris rapae</i>)	95
Monarch (<i>Danaus plexippus</i>)	78
Clouded Sulphur (<i>Colias philodice</i>)	13
Mustard White (<i>Pieris oleracea</i>)	8
Pearl Crescent (<i>Phyciodes tharos</i>)	7
Northern Crescent (<i>Phyciodes cocyta</i>)	6
Orange Sulphur (<i>Colias eurytheme</i>)	3
Black Swallowtail (<i>Papilio polyxenes</i>)	3
Common Wood-Nymph (<i>Cercyonis pegala</i>)	2
Little Wood-Satyr (<i>Megisto cymela</i>)	2



2.14 Pleasantview

This transect is 1.78 km in length.

Total number of individuals counted: 303

Total number of species identified: 21

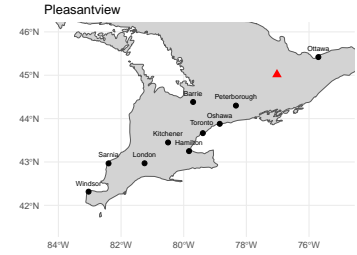
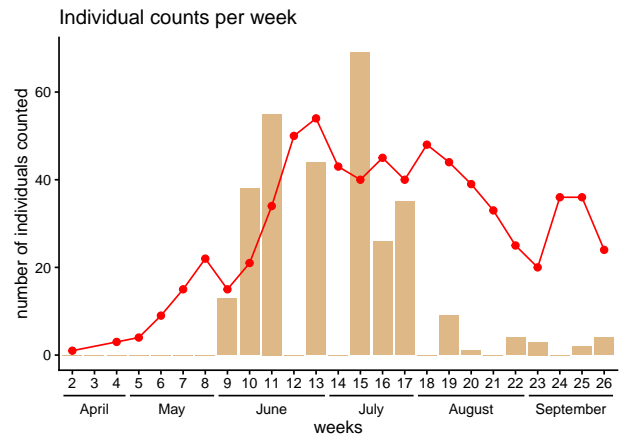
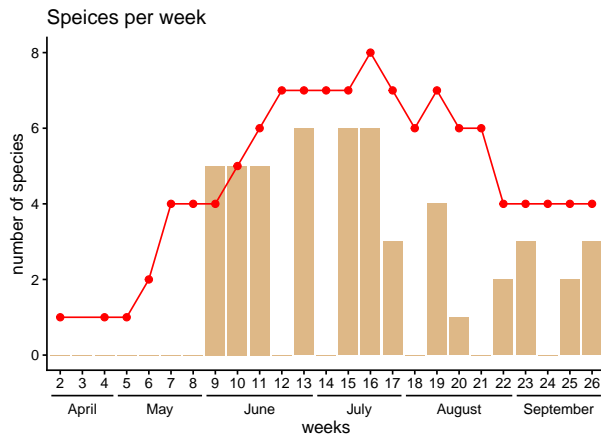


Table 14: Top 10 Butterfly Species at Pleasantview

Species	Total count
Canadian Tiger Swallowtail (<i>Papilio canadensis</i>)	45
Midsummer Tiger Swallowtail (<i>Papilio solstitius</i>)	42
Dun Skipper (<i>Euphyes vestris</i>)	35
Hobomok Skipper (<i>Poanes hobomok</i>)	32
Little Wood-Satyr (<i>Megisto cymela</i>)	25
White Admiral (<i>Limenitis arthemis arthemis</i>)	23
Northern Crescent (<i>Phyciodes cocyta</i>)	22
Northern Pearly-Eye (<i>Lethe anhedon</i>)	12
Least Skipper (<i>Ancyloxypha numitor</i>)	9
Monarch (<i>Danaus plexippus</i>)	9



— Average across transects

— Average across transects

2.15 Roger's Tract

This transect is 1.55 km in length.

Total number of individuals counted: 875

Total number of species identified: 31

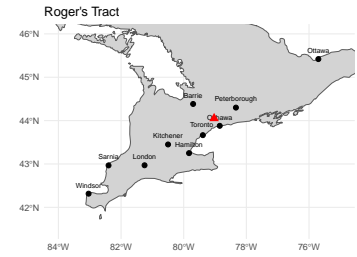
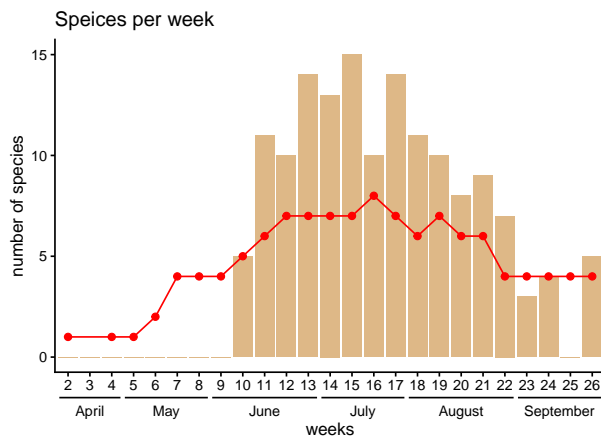
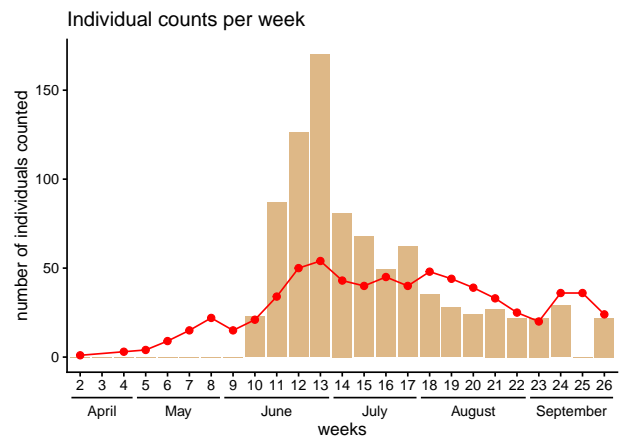


Table 15: Top 10 Butterfly Species at Roger's Tract

Species	Total count
Northern Crescent (<i>Phyciodes cocyta</i>)	229
Clouded Sulphur (<i>Colias philodice</i>)	88
Monarch (<i>Danaus plexippus</i>)	57
Silver-spotted Skipper (<i>Epargyreus clarus</i>)	50
Little Wood-Satyr (<i>Megisto cymela</i>)	45
Great Spangled Fritillary (<i>Speyeria cybele</i>)	42
Dun Skipper (<i>Euphyes vestris</i>)	38
Common Ringlet (<i>Coenonympha tullia</i>)	37
Silvery Blue (<i>Glaucopsyche lygdamus</i>)	28
Cabbage White (<i>Pieris rapae</i>)	27



— Average across transects



— Average across transects

2.16 Sun Valley

This transect is 1.6 km in length.

Total number of individuals counted: 1083

Total number of species identified: 27

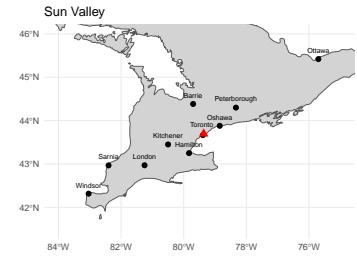
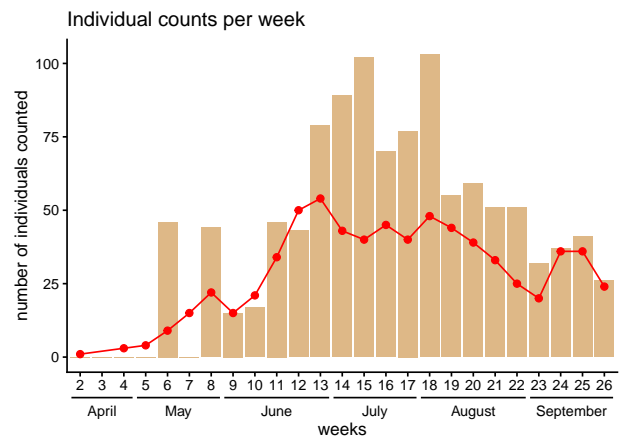
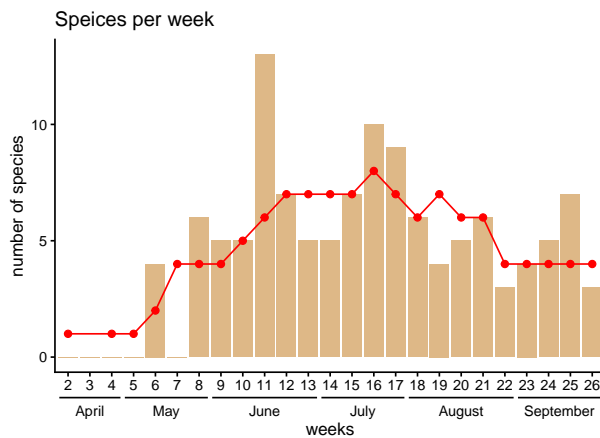


Table 16: Top 10 Butterfly Species at Sun Valley

Species	Total count
Cabbage White (<i>Pieris rapae</i>)	706
European Common Blue (<i>Polyommatus icarus</i>)	154
Little Wood-Satyr (<i>Megisto cymela</i>)	41
Pearl Crescent (<i>Phyciodes tharos</i>)	41
Wild Indigo Duskywing (<i>Erynnis baptisiae</i>)	22
Silver-spotted Skipper (<i>Epargyreus clarus</i>)	17
Monarch (<i>Danaus plexippus</i>)	15
Least Skipper (<i>Ancyloxypha numitor</i>)	14
European Skipper (<i>Thymelicus lineola</i>)	12
Northern Azure (<i>Celastrina lucia</i>)	7



— Average across transects

— Average across transects

2.17 Trent South Drumlin

This transect is 1.98 km in length.

Total number of individuals counted: 348

Total number of species identified: 31

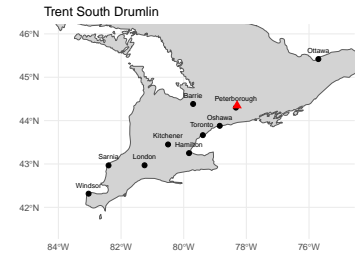
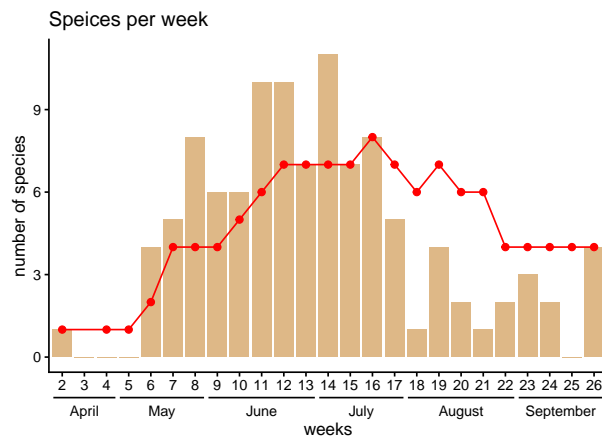
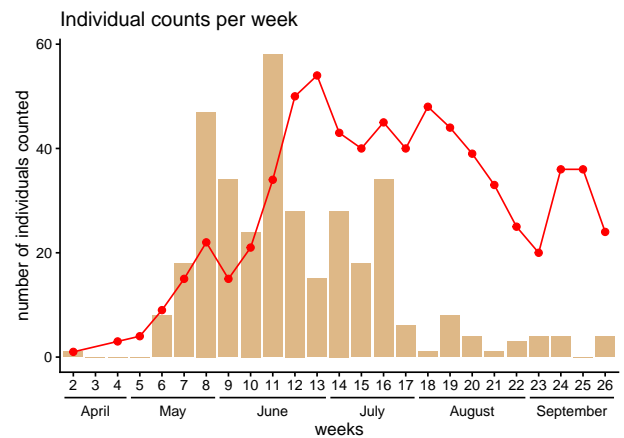


Table 17: Top 10 Butterfly Species at Trent South Drumlin

Species	Total count
Northern Cloudywing (<i>Thorybes pylades</i>)	38
Silvery Blue (<i>Glaucopsyche lygdamus</i>)	36
Little Wood-Satyr (<i>Megisto cymela</i>)	35
Dun Skipper (<i>Euphyes vestris</i>)	26
Northern Crescent (<i>Phyciodes cocyta</i>)	23
Clouded Sulphur (<i>Colias philodice</i>)	21
Hobomok Skipper (<i>Poanes hobomok</i>)	21
Tawny-edged Skipper (<i>Polites themistocles</i>)	13
European Skipper (<i>Thymelicus lineola</i>)	13
Cabbage White (<i>Pieris rapae</i>)	12



— Average across transects



— Average across transects

2.18 Windy Ridge

This transect is 1.4 km in length.

Total number of individuals counted: 702

Total number of species identified: 26

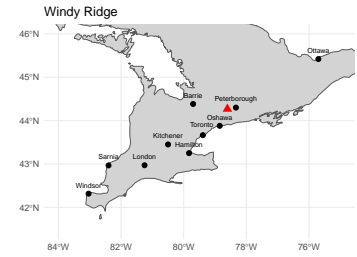
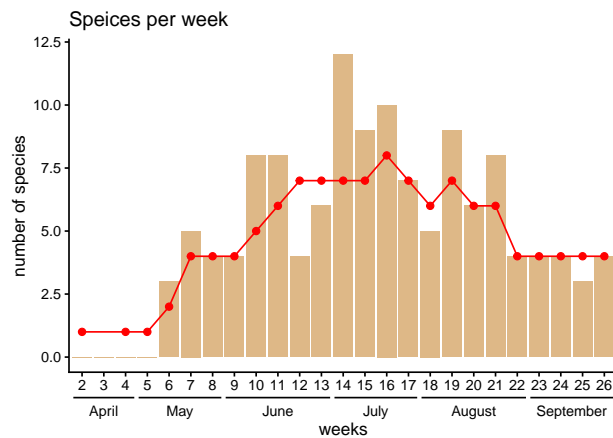
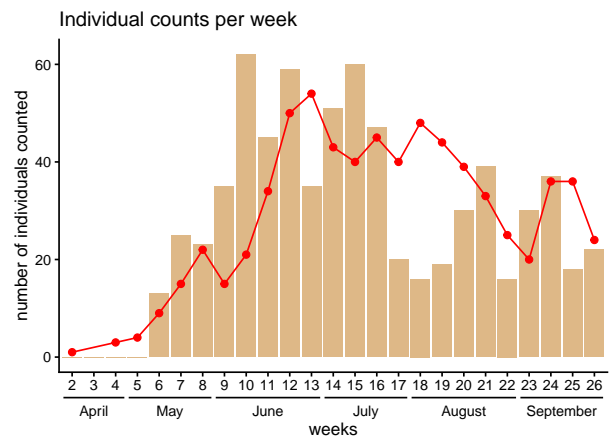


Table 18: Top 10 Butterfly Species at Windy Ridge

Species	Total count
Clouded Sulphur (<i>Colias philodice</i>)	130
Cabbage White (<i>Pieris rapae</i>)	73
Northern Crescent (<i>Phyciodes cocyta</i>)	64
Monarch (<i>Danaus plexippus</i>)	57
Silvery Blue (<i>Glaucopsyche lygdamus</i>)	57
Pearl Crescent (<i>Phyciodes tharos</i>)	35
Mustard White (<i>Pieris oleracea</i>)	28
Common Wood-Nymph (<i>Cercyonis pegala</i>)	25
Common Ringlet (<i>Coenonympha tullia</i>)	21
Delaware Skipper (<i>Anatrytone logan</i>)	17



—●— Average across transects



—●— Average across transects

3 Species-specific table

Table 19: Summary of all individual counts across transects

Species	Total count	Buckshot Lake	Canatara	German Mills	Guildwood	Hazel Bird	Heber Down	Hillcrest	Hullett	Lakehurst	MacGregor Point	North Maple	Pearce Park	Peter Huffman Trail	Pleasantview	Roger's Tract	Sun Valley	Trent South Drumlin	Windy Ridge
Acadian Hairstreak	1	0	0	0	0	0	0	0	0	0	0	0	0	1	0	0	0	0	0
American Copper	152	0	0	0	0	152	0	0	0	0	0	0	0	0	0	0	0	0	0
American Lady	3	0	0	0	0	3	0	0	0	0	0	0	0	0	0	0	0	0	0
American Snout	3	0	1	0	0	0	0	0	0	0	0	0	2	0	0	0	0	0	0
Aphrodite Fritillary	9	0	0	0	0	8	0	0	0	0	0	0	0	0	1	0	0	0	0
Appalachian Brown	52	0	0	0	0	0	0	0	2	0	39	0	9	0	0	0	0	0	2
Arctic Skipper	28	0	0	0	0	0	0	0	0	0	0	0	0	0	6	22	0	0	0
Baltimore Checkerspot	2	0	0	0	0	0	0	0	0	0	2	0	0	0	0	0	0	0	0
Banded Hairstreak	1	0	0	0	0	0	0	0	0	0	0	0	1	0	0	0	0	0	0
Black Swallowtail	43	0	9	0	3	7	1	1	0	0	1	0	8	3	0	0	1	1	8

Table 19: Summary of all individual counts across transects (*continued*)

Species	Total count	Buckshot Lake	Canatara	German Mills	Guildwood	Hazel Bird	Heber Down	Hillcrest	Hullett	Lakehurst	MacGregor Point	North Maple	Pearce Park	Peter Huffman Trail	Pleasantview	Roger's Tract	Sun Valley	Trent South Drumlin	Windy Ridge
Cabbage White	2776	12	935	233	84	12	42	83	28	16	43	33	340	95	2	27	706	12	73
Canadian Tiger Swallowtail	66	0	0	0	0	3	1	0	0	6	4	0	0	0	45	1	0	0	6
Clouded Sulphur	678	6	12	3	7	66	46	4	108	8	0	0	161	13	0	88	5	21	130
Common Buckeye	1	0	1	0	0	0	0	0	0	0	0	0	0	0	0	0	0	0	0
Common Checkered Skipper	25	0	25	0	0	0	0	0	0	0	0	0	0	0	0	0	0	0	0
Common Ringlet	176	0	10	0	0	30	31	7	0	13	0	3	13	0	0	37	0	11	21
Common Wood-Nymph	217	0	3	0	0	16	7	7	65	2	1	0	64	2	0	15	1	9	25
Compton Tortoiseshell	2	0	0	0	0	0	0	0	0	0	0	0	0	0	0	0	2	0	0

Table 19: Summary of all individual counts across transects (*continued*)

Species	Total count	Buckshot Lake	Canatara	German Mills	Guildwood	Hazel Bird	Heber Down	Hillcrest	Hullett	Lakehurst	MacGregor Point	North Maple	Pearce Park	Peter Huffman Trail	Pleasantview	Roger's Tract	Sun Valley	Trent South Drumlin	Windy Ridge
Crossline Skipper	6	0	0	0	0	1	0	0	0	3	0	0	0	0	0	0	0	1	1
Delaware Skipper	51	0	0	0	0	2	3	0	0	7	4	1	0	0	0	16	0	1	17
Dreamy Duskywing	1	0	0	0	0	1	0	0	0	0	0	0	0	0	0	0	0	0	0
Dun Skipper	166	0	0	0	0	10	6	0	0	38	8	0	5	0	35	38	0	26	0
Eastern Comma	16	0	1	2	0	0	0	0	2	4	4	0	0	0	0	0	1	2	0
Eastern Giant Swallowtail	9	0	6	0	0	1	0	0	1	0	0	0	0	0	0	0	0	1	0
Eastern Pine Elfin	44	8	0	0	0	29	2	0	0	1	0	0	0	0	4	0	0	0	0
Eastern Tailed Blue	91	0	6	1	3	1	51	0	0	7	2	3	5	1	0	6	1	2	2
Eastern Tiger Swallowtail	8	0	2	1	1	0	0	0	0	0	0	0	1	0	0	0	3	0	0
Edwards' Hairstreak	4	0	0	0	0	4	0	0	0	0	0	0	0	0	0	0	0	0	0

Table 19: Summary of all individual counts across transects (*continued*)

Species	Total count	Buckshot Lake	Canatara	German Mills	Guildwood	Hazel Bird	Heber Down	Hillcrest	Hullett	Lakehurst	MacGregor Point	North Maple	Pearce Park	Peter Huffman Trail	Pleasantview	Roger's Tract	Sun Valley	Trent South Drumlin	Windy Ridge
European Common Blue	745	0	0	24	12	0	520	0	0	0	0	31	0	0	0	4	154	0	0
European Skipper	181	0	43	5	0	45	1	0	0	19	1	12	2	1	0	27	12	13	0
Eyed Brown	2	0	0	0	0	0	0	0	1	0	0	0	0	0	0	0	0	0	1
Gray Comma	3	0	0	0	0	0	0	0	0	0	3	0	0	0	0	0	0	0	0
Gray Hairstreak	1	0	0	0	0	0	0	0	0	0	0	0	1	0	0	0	0	0	0
Great Spangled Fritillary	84	0	1	0	0	1	1	0	16	0	7	0	3	0	2	42	0	0	11
Harvester	6	0	0	0	0	0	0	0	0	0	6	0	0	0	0	0	0	0	0
Hobomok Skipper	147	0	15	10	0	24	1	0	1	6	12	3	0	0	32	17	2	21	3
Juvenal's Duskywing	59	0	3	0	0	49	0	1	0	1	0	0	0	0	1	1	0	3	0
Least Skipper	54	0	7	4	0	0	1	0	0	2	3	0	9	0	9	1	14	4	0
Leonard's Skipper	2	0	0	0	0	0	0	0	0	2	0	0	0	0	0	0	0	0	0

Table 19: Summary of all individual counts across transects (*continued*)

Species	Total count	Buckshot Lake	Canatara	German Mills	Guildwood	Hazel Bird	Heber Down	Hillcrest	Hullett	Lakehurst	MacGregor Point	North Maple	Pearce Park	Peter Huffman Trail	Pleasantview	Roger's Tract	Sun Valley	Trent South Drumlin	Windy Ridge
Little Glassywing	4	0	0	1	0	0	0	0	0	2	0	0	0	0	0	0	0	1	0
Little Wood-Satyr	328	2	45	18	0	68	3	0	16	11	15	0	0	2	25	45	41	35	2
Long Dash Skipper	2	0	0	0	0	0	0	0	0	2	0	0	0	0	0	0	0	0	0
Midsummer Tiger Swallowtail	74	0	0	0	0	1	0	0	4	8	5	0	0	0	42	3	0	2	9
Monarch	581	1	21	11	39	13	21	6	2	6	40	0	203	78	9	57	15	2	57
Mourning Cloak	48	0	2	1	1	2	3	0	1	6	18	0	1	2	2	3	4	2	0
Mustard White	55	0	0	0	0	0	0	0	0	9	0	4	0	8	3	2	1	0	28
Northern Azure	77	0	3	0	1	11	3	0	0	7	24	0	0	1	1	3	7	5	11
Northern Broken-Dash	26	0	5	1	0	1	0	0	0	11	1	0	0	0	0	3	0	4	0
Northern Cloudywing	44	0	0	0	0	0	3	0	0	1	0	0	0	0	0	0	0	38	2

Table 19: Summary of all individual counts across transects (*continued*)

Species	Total count	Buckshot Lake	Canatara	German Mills	Guildwood	Hazel Bird	Heber Down	Hillcrest	Hullett	Lakehurst	MacGregor Point	North Maple	Pearce Park	Peter Huffman Trail	Pleasantview	Roger's Tract	Sun Valley	Trent South Drumlin	Windy Ridge
Northern Crescent	831	0	33	0	0	8	39	1	50	14	58	14	270	6	22	229	0	23	64
Northern Pearly-Eye	85	0	0	0	0	10	24	0	7	0	8	2	0	0	12	20	0	0	2
Orange Sulphur	108	0	11	0	0	2	0	0	5	0	0	0	84	3	0	2	1	0	0
Painted Lady	1	0	0	0	0	0	0	0	0	0	0	0	0	0	0	0	1	0	0
Pearl Crescent	626	0	7	1	0	17	35	0	1	122	1	0	328	7	0	25	41	6	35
Peck's Skipper	45	0	7	6	22	0	0	0	0	1	1	0	5	0	0	0	3	0	0
Red Admiral	18	0	1	1	0	0	1	0	0	0	1	0	6	0	0	2	6	0	0
Red-spotted Purple	2	0	0	0	0	0	0	0	0	0	0	0	2	0	0	0	0	0	0
Silver-bordered Fritillary	1	1	0	0	0	0	0	0	0	0	0	0	0	0	0	0	0	0	0
Silver-spotted Skipper	162	0	33	8	7	2	2	0	0	2	0	0	32	0	0	50	17	9	0
Silvery Blue	170	1	0	3	0	13	26	0	0	4	0	0	0	1	1	28	0	36	57

Table 19: Summary of all individual counts across transects (*continued*)

Species	Total count	Buckshot Lake	Canatara	German Mills	Guildwood	Hazel Bird	Heber Down	Hillcrest	Hullett	Lakehurst	MacGregor Point	North Maple	Pearce Park	Peter Huffman Trail	Pleasantview	Roger's Tract	Sun Valley	Trent South Drumlin	Windy Ridge
Spicebush Swallowtail	15	0	0	0	0	0	0	0	3	0	0	0	12	0	0	0	0	0	0
Summer Azure	113	0	12	0	0	0	1	0	0	2	32	2	60	0	0	0	3	0	1
Tawny-edged Skipper	32	0	0	0	0	2	2	0	1	7	0	0	0	0	0	2	5	13	0
Viceroy	85	0	5	0	1	4	1	0	0	4	13	1	48	0	1	0	2	1	4
White Admiral	56	5	0	0	0	7	0	0	0	1	9	2	0	0	23	5	0	2	2
Wild Indigo Duskywing	56	0	13	12	3	4	1	0	0	0	0	0	0	0	0	0	22	1	0
Azure sp.	29	0	2	0	13	1	0	0	7	0	5	0	0	1	0	0	0	0	0
Blue sp.	178	0	0	0	0	13	44	0	0	4	0	64	0	0	1	0	0	4	48
Comma sp.	4	0	0	0	0	0	0	0	0	0	3	0	0	0	0	0	0	0	1
Crescent sp.	275	0	0	0	0	25	33	0	15	17	53	2	0	7	0	48	5	18	52
Duskywing sp.	45	3	5	0	0	26	0	0	0	0	0	0	0	0	0	0	0	11	0
Grass skipper sp.	46	0	0	0	1	7	6	0	0	9	0	5	1	1	0	6	0	5	5

Table 19: Summary of all individual counts across transects (*continued*)

Species	Total count	Buckshot Lake	Canatara	German Mills	Guildwood	Hazel Bird	Heber Down	Hillcrest	Hullett	Lakehurst	MacGregor Point	North Maple	Pearce Park	Peter Huffman Trail	Pleasantview	Roger's Tract	Sun Valley	Trent South Drumlin	Windy Ridge
Greater fritillary sp.	43	0	0	0	0	13	0	7	0	1	11	0	0	0	0	0	0	0	11
Lethe sp.	5	0	0	0	0	1	0	0	0	0	2	0	0	0	0	0	0	2	0
Other	1	0	0	0	0	1	0	0	0	0	0	0	0	0	0	0	0	0	0
Red-spotted Admiral ssp.	2	0	0	0	0	0	0	0	2	0	0	0	0	0	0	0	0	0	0
Satyrium sp.	1	0	0	0	0	1	0	0	0	0	0	0	0	0	0	0	0	0	0
Skipper sp.	1	0	0	0	0	0	0	0	0	1	0	0	0	0	0	0	0	0	0
Sulphur sp.	32	7	0	0	0	1	0	1	0	0	0	12	0	10	1	0	0	0	0
Tiger Swallowtail Complex	53	20	0	0	0	0	0	0	1	1	10	0	14	2	0	0	0	0	5
Unidentified butterfly	128	24	16	0	0	25	1	12	0	2	2	2	0	16	21	0	7	0	0
White sp.	26	0	0	0	0	0	0	0	0	11	7	0	0	0	2	0	0	0	6